

MAKING A NOMINATION

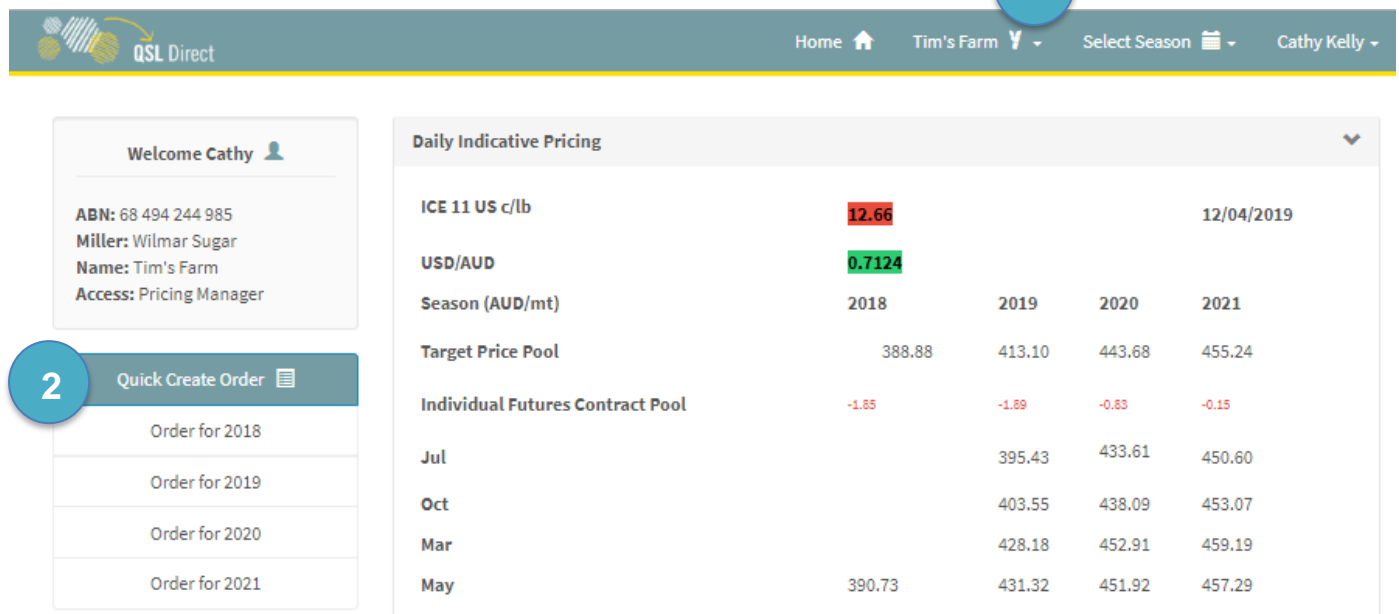
WHAT IS A NOMINATION?

While Growers who choose QSL as their GEI Sugar Marketer must allocate at least 35% of their GEI Sugar to the QSL Harvest Pool and 5% to the US Quota Pool for each participating Season, they can choose to allocate the remainder of their GEI Sugar tonnage (up to 60%) across the range of QSL-Managed Pools and Grower-Managed Pricing Products in any combination they choose.





These tonnage allocations are known as **nominations** and can only be made by the Pricing Manager. Pricing Managers can make nominations prior to the Pricing Declaration Date for each Season by using the **Quick Create Order buttons** within their QSL Direct account.


THE QUICK CREATE ORDER BUTTONS

1. On the Home Page within your QSL Direct account, select the ABN you wish to place a nomination for by clicking on your ABN in the top menu bar and selecting the required ABN from the drop-down list that appears.




QSL Direct


Home  Tim's Farm  Select Season  Cathy Kelly 

Welcome Cathy 

ABN: 68 494 244 985
Miller: Wilmar Sugar
Name: Tim's Farm
Access: Pricing Manager

2 Quick Create Order 

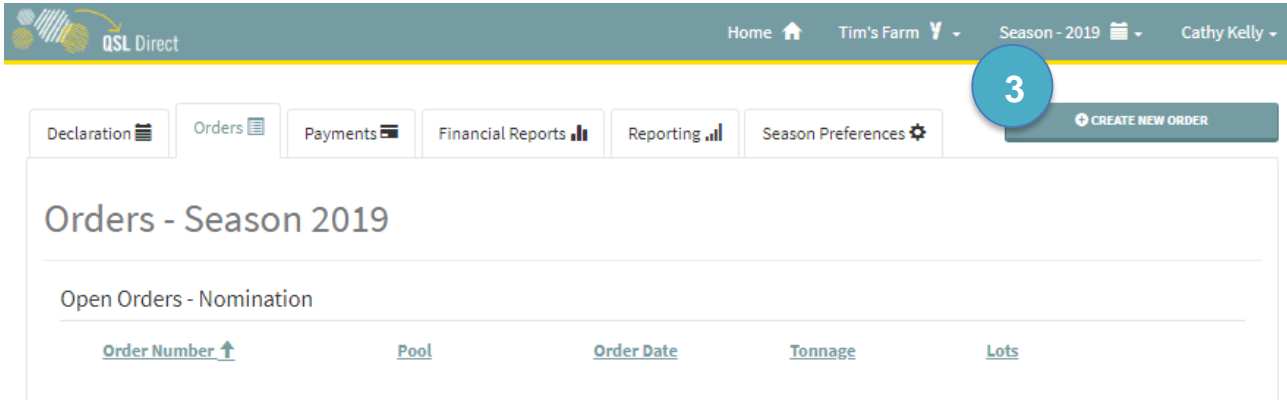
- Order for 2018
- Order for 2019
- Order for 2020
- Order for 2021

Daily Indicative Pricing 

ICE 11 US c/lb	12.66				12/04/2019
USD/AUD	0.7124				
Season (AUD/mt)	2018	2019	2020	2021	
Target Price Pool	388.88	413.10	443.68	455.24	
Individual Futures Contract Pool	-1.85	-1.89	-0.83	-0.15	
Jul		395.43	433.61	450.60	
Oct		403.55	438.09	453.07	
Mar		428.18	452.91	459.19	
May	390.73	431.32	451.92	457.29	

2. Using the **Quick Create Order** buttons on the left of the page, click on the Season you'd like to place an order for. This will open the **Orders Page** for the Season and ABN selected.

QSL Direct Quick Guide



QSL Direct Home Tim's Farm Season - 2019 Cathy Kelly

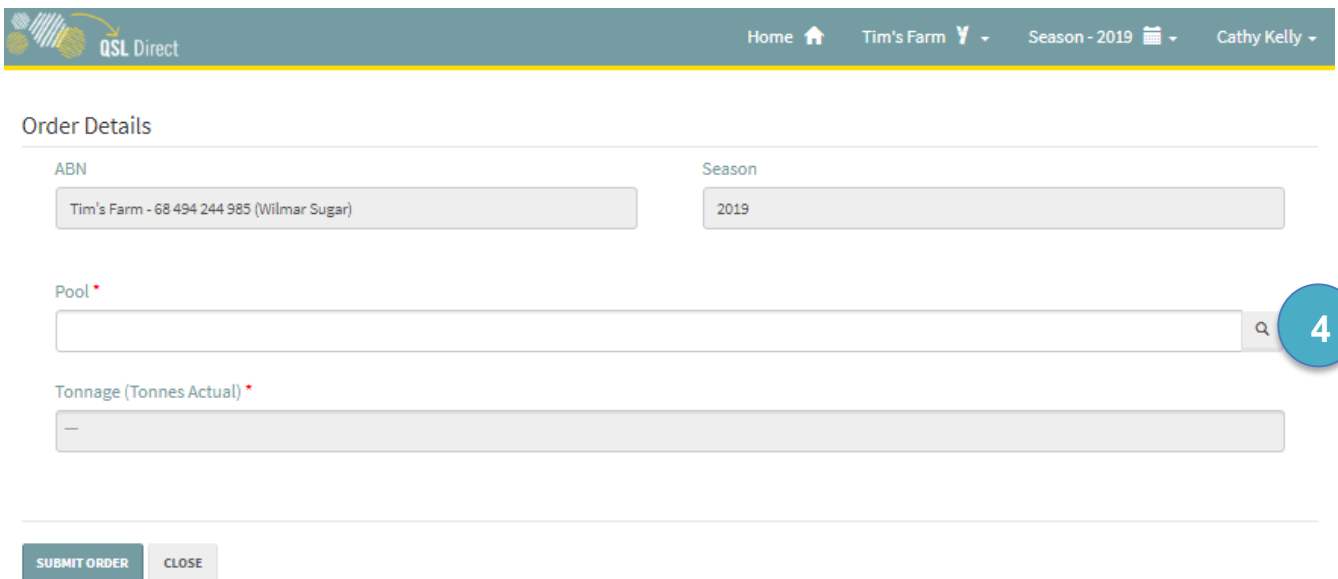
Declaration Orders Payments Financial Reports Reporting Season Preferences **CREATE NEW ORDER**

Orders - Season 2019

Open Orders - Nomination

Order Number ↑	Pool	Order Date	Tonnage	Lots
----------------	------	------------	---------	------


- Click on the **CREATE NEW ORDER** button. This will open the **New Order Page**, illustrated below:



QSL Direct Home Tim's Farm Season - 2019 Cathy Kelly

Order Details

ABN: Tim's Farm - 68 494 244 985 (Wilmar Sugar) Season: 2019

Pool * 

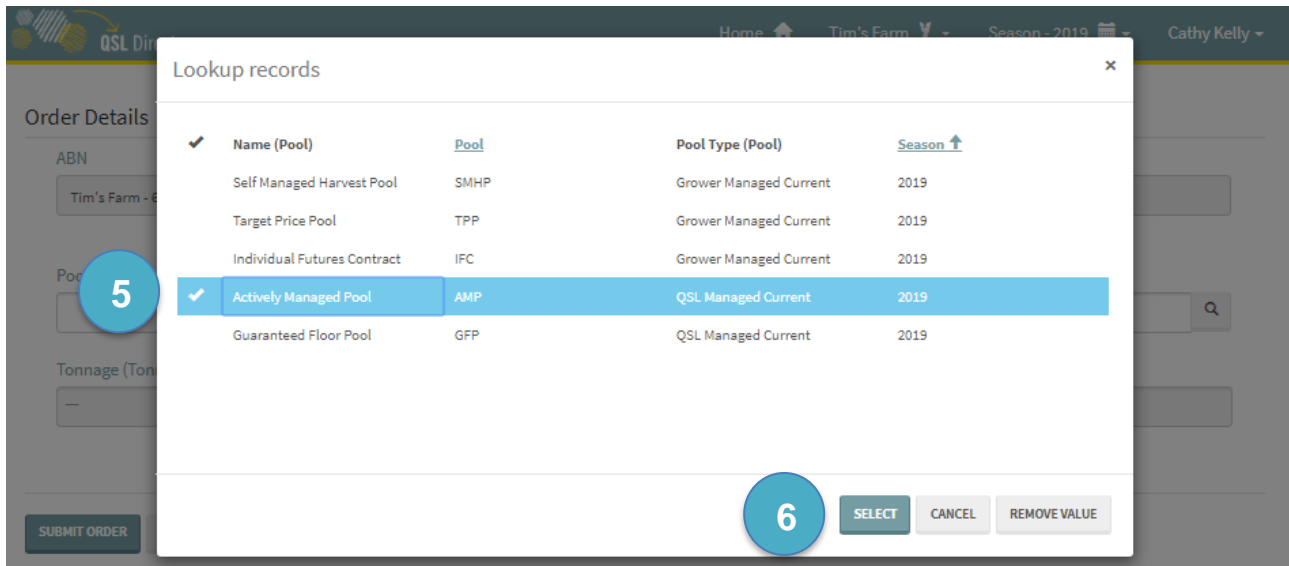
Tonnage (Tonnes Actual) *

SUBMIT ORDER **CLOSE**

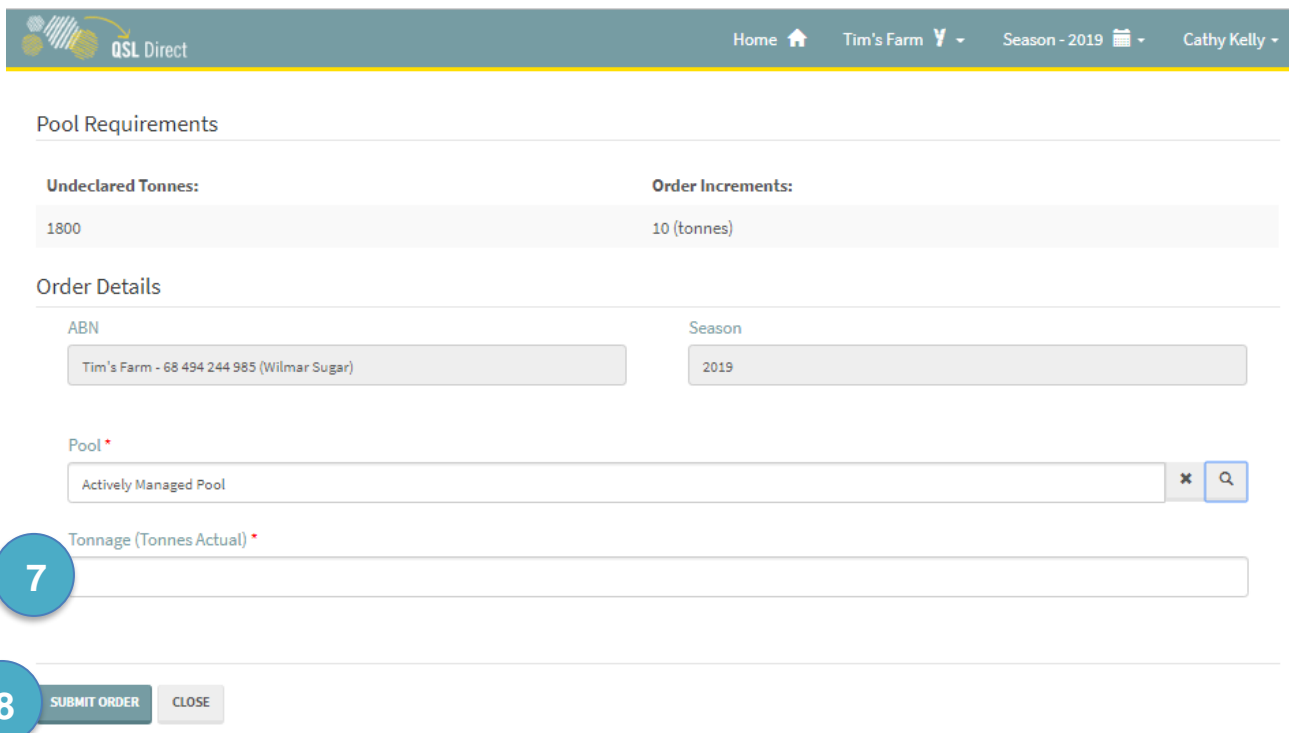
Important - please read the full Pricing Pool Terms available on the QSL website and seek your own financial advice before making any decisions or selecting pools.

- Start the pool nomination process by choosing the product you wish to nominate tonnes to. To access the list of your available pricing options, click on the magnifying glass symbol beside the Pool field. This will open a list of the QSL-Managed Pool and Grower-Managed Pricing products available for nominations, as displayed on the next page.

QSL Direct Quick Guide



5. This window displays the QSL-Managed Pools and Grower-Managed Pricing Products accepting nominations. Click on the product you'd like to choose to highlight it.
6. Click on the **SELECT** button. This will open the screen below:



7. Type in the number of tonnes you wish to allocate to the pool you have chosen. Note: The tonnes available to price and the required order increments are listed at the top of the page.
8. Hit the **SUBMIT ORDER** button.

QSL Direct Quick Guide



9. Once your nomination has successfully been submitted, you'll see the following confirmation screen and will also receive confirmation of your nomination via email and SMS.

